

1

LET'S GO

4th Edition

STUDENT BOOK



R. Nakata
K. Frazier
B. Hoskins
C. Graham

OXFORD

Table of Contents

Let's Remember 2

Unit 1 **Things for School** 4

Unit 2 **Colors and Shapes** 12

Let's Review Units 1 and 2 ... 20

Unit 3 **At the Store** 22

Unit 4 **People at Home** 30

Let's Review Units 3 and 4 ... 38

Unit 5 **Happy Birthday!**..... 40

Unit 6 **Outdoors** 48

Let's Review Units 5 and 6 ... 56

Unit 7 **Food**..... 58

Unit 8 **Animals** 66

Let's Review Units 7 and 8 ... 74

Syllabus 76

Word List 78



Kate



Andy



Jenny



Scott



Let's Talk



Let's Learn



Let's Learn More



Let's Read

Phonics



Phonics



Let's Review

Let's Remember

A Listen, point, and sing.

CD1
02



Aa



Bb



Cc



Dd



Ee



Ff



Gg



Hh



Ii



Jj



Kk



Ll



Mm



Nn



Oo



Pp



Qq



Rr



Ss



Tt



Uu



Vv



Ww



Xx



Yy



Zz

B Let's count.

CD1
03



1

one



2

two



3

three



4

four



5

five




6

six



7

seven



8

eight



9

nine




10

ten

C Ask and answer.

CD1
04



Unit 1 Things for School

Let's Talk



A Listen and say. CD1 05


Hello. I'm Scott.
What's your name?

My name is Kate.



What's your name?

My name is Andy.



CD1
06

What's your name?
My name is **Kate**.

What is = What's
I am = I'm

B Listen and sing. 

The Hello Song

Hello, hello, hello!
 What's your name?
 Hello, hello, hello!
 My name is Scott.
 My name is Scott.
 Hello, Scott!
 Hello, Scott!
 Hello!



C Say and act. Ask a partner.

My name is _____.
 What's your name?

My name is _____.



Let's Learn



A Learn the words. CD1 08



1. a pencil



2. a pen



3. a bag



4. a book



5. a desk



6. a chair




7. a ruler



8. an eraser

B Ask and answer. CD1 09



What's this?

It's a pencil.



What's this?
It's a pencil.
It's an eraser.

It is = It's

C Ask your partner. CD1
11



What's this?
It's a desk.

D Listen, point, and chant. CD1
13

What's This? It's a Book.

What's this?
It's a book.
What's this?
What's this?
It's a bag.
What's this?

What's this?
It's a book.
What's this?
It's a bag.
What's this?
It's a book bag.



Let's Learn More



A Learn the words. CD1 14



1. a map



2. a marker



3. a globe



4. a table



5. a board



6. a wastebasket

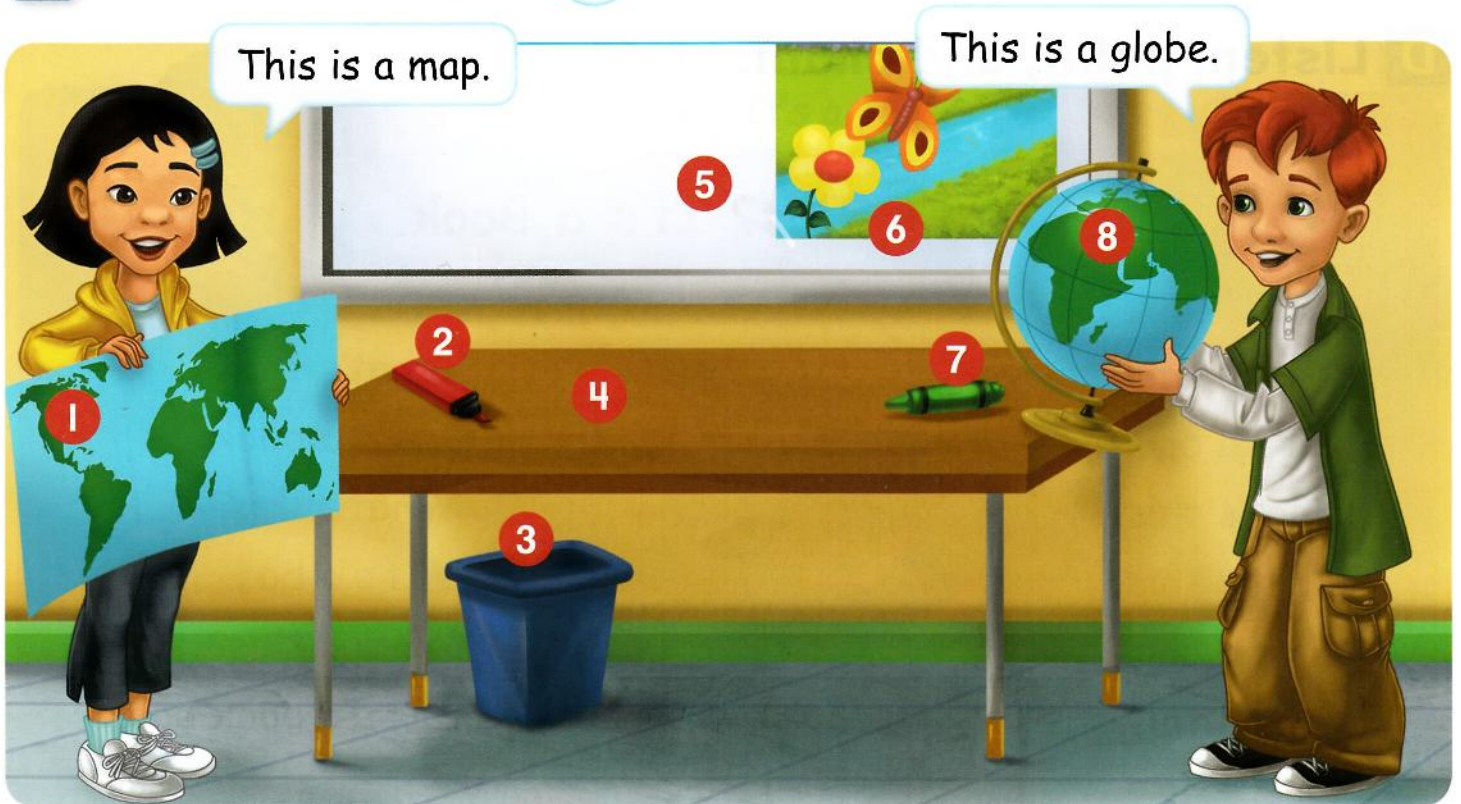


7. a poster



8. a crayon

B Make sentences. CD1 15



This is a map.

This is a globe.



This is a map.

C Play a game. Ask your partner.
CD1
17

Is this a poster?
Yes, it is.
No, it isn't. It's a pen.


D Listen and do.
CD1
18

1. Take out your book.



2. Open your book.



3. Close your book.



4. Put away your book.

Let's Read



Phonics



A B C D E F G H I J K L M N O P Q R S T U V W X Y Z
a b c d e f g h i j k l m n o p q r s t u v w x y z

A Listen, point, and say.

CD1
19

Bb



bird



ball



boy

Pp



peach



pencil



pink

B Listen, point, and chant.

CD1
20

The B P Phonics Chant

B b ball B b boy
P p pencil P p peach
P p pencil B b ball
Pencil ball peach YES!




C Listen and read along.

CD1
21


At the Park



What's this?



It's a ball.



Is this a ball?



No, it isn't.
It's a peach.

Unit 2 Colors and Shapes

Let's Talk



A Listen and say.

CD1
22

Hi, Andy. How are you?

I'm fine. How are you?

I'm fine. Thank you.



CD1
23

How are you?

I'm **fine**. Thank you.

B Listen and sing.
CD1
24
Hi! How Are You?

Hi, how are you?

I'm fine.

Hi, how are you?

I'm fine.

Hi, how are you?

I'm fine. How are you?

I'm fine, I'm fine, I'm fine.



fine



great

C Say and act. Greet your friend.


Let's Learn



A Learn the words.

CD1
25

1. yellow



2. blue



3. red



4. green



5. purple



6. orange



7. brown



8. pink



9. black



10. white

B Ask and answer.

CD1
26CD1
27

What color is this?
It's orange.

C Make sentences.
CD1
28

1.



2.



3.



4.



5.



6.

CD1
29


This is **a pencil**.
It's **yellow** and **pink**.

D Listen, point, and sing.
CD1
30

The Black Cat Song

Green grass, blue sky,
Black cat, yellow eyes.
Red birds, blue sky,
Black cat, yellow eyes.

White clouds, blue sky,
Black cat, yellow eyes.
Black cat, blue sky,
Yellow, yellow eyes.



Let's Learn More



A Learn the words.

CD1
31



1. a triangle



2. a square



3. a circle



4. a star



5. a diamond



6. a heart



7. an oval



8. a rectangle

B Make sentences.

CD1
32



This is a star. It's blue.

It's a blue star.

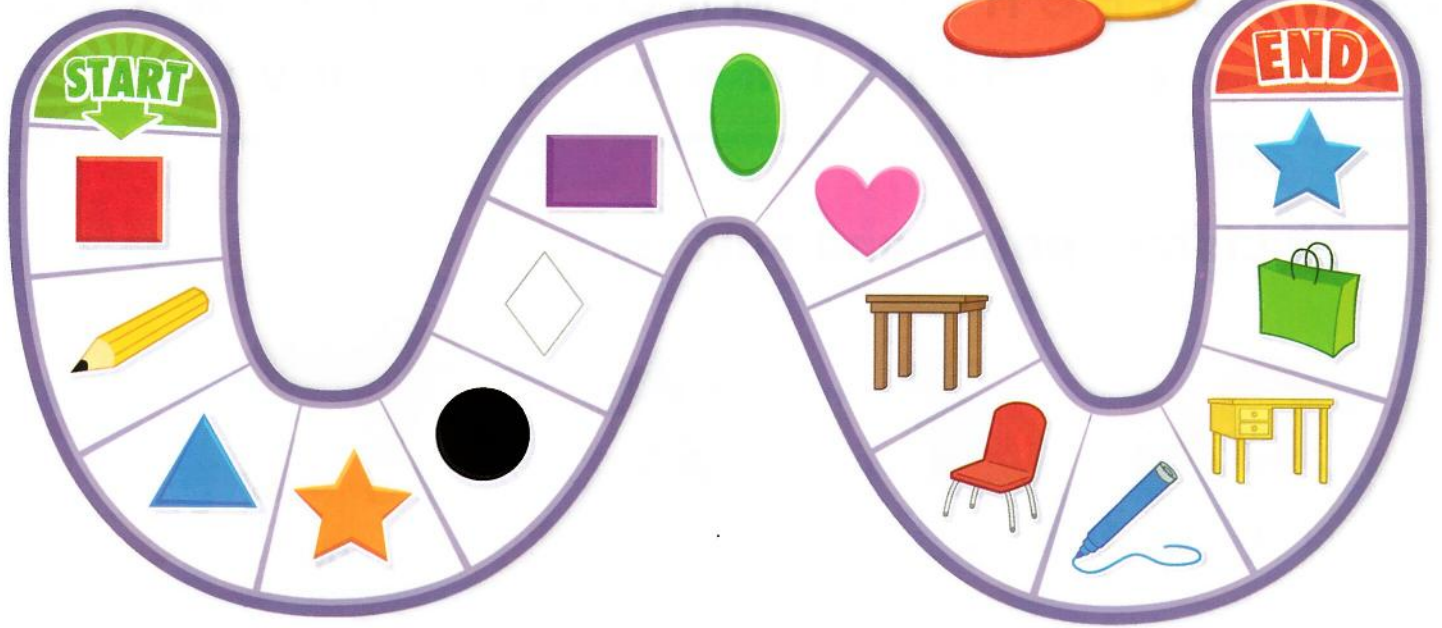
CD1
33

This is a star. It's blue.
It's a blue star.

C Play a game. Ask your partner.

CD1
34

Is this a red square?
Yes, it is. No, it isn't.



D Listen and do.

CD1
35

1. Pick up your pencil.



2. Draw a triangle.



3. Pick up a red marker.



4. Draw a picture.

Let's Read



Phonics



A B C D E F G H I J K L M N O P Q R S T U V W X Y Z
a b c d e f g h i j k l m n o p q r s t u v w x y z

A Listen, point, and say.

CD1
36

Cc



cat



coat



cow

Gg



girl



gate



goat

B Listen, point, and chant.

CD1
37



The C G Phonics Chant

C c cat G g gate
C c cow G g girl
C c coat G g goat
Coat goat girl WOW!



C Listen and read along.

 CD1
38

On the Farm



This is my blue coat.
This is a green gate.



This is a brown cow.
This is a black cat.



This is a white goat.



Oh, no!
Is this my blue coat?

Let's Review

CD1
39

A Listen and check.

1.

A B C

2.

A B C

3.

A B C

4.

A B C

5.

A B C

6.

A B C

7.

A B

8.

A B

B Play a game.

Is this an orange bag?

Yes, it is.



I Can	Unit 1	Unit 2
1. Say the words.	<input type="checkbox"/>	<input type="checkbox"/>
2. Make sentences.	<input type="checkbox"/>	<input type="checkbox"/>
3. Ask and answer.	<input type="checkbox"/>	<input type="checkbox"/>
4. Sing the songs.	<input type="checkbox"/>	<input type="checkbox"/>
5. Read the story.	<input type="checkbox"/>	<input type="checkbox"/>

Unit 3 At the Store

Let's Talk



A Listen and say.

CD1
40

Hi, Scott. This is my friend, Sarah.

Hello, Sarah.

Hi, Scott.



Let's play!



CD1
41

This is my friend, Sarah.
Hello, Sarah.

B Listen, point, and sing.**This Is My Friend**

This is my friend, Sarah.

Hello, Sarah!

This is my friend, Sarah.

Hello, Sarah!

This is my friend, Scott.

Hi, Scott!

This is my friend, Scott.

Hi, Scott!

This is my friend, Sarah.

This is my friend, Scott.

Let's play!

**C Say and act. Introduce your friend.**

Hi, _____. This is
my friend, _____.

Hello, _____.



Let's Learn



A Learn the words. CD1 43



1. a crayon



2. a marker



3. a notebook



4. a pencil case



5. crayons



6. markers



7. notebooks



8. pencil cases

B Ask and answer. CD1 44



How many **crayons**?

One crayon. Three crayons.

C Ask your partner. CD1
46

- 1. 
- 2. 
- 3. 
- 4. 
- 5. 
- 6. 



How many books ? One book.	How many stars ? Three stars.
--------------------------------------	-----------------------------------------

D Listen, write, and sing. CD1
48 



How Many?



Crayons, markers, pencil case, pencil case.
 Crayons, markers, pencil case, pencil case.
 2 crayons, ___ markers, ___ purple pencil case.
 How many crayons? ___ crayons.
 How many markers? ___ markers.
 How many purple pencil cases? ___ purple pencil case.



Let's Learn More



A Learn the words. CD1 49



1. a CD



2. a video game



3. a cell phone



4. a computer



5. CDs



6. video games



7. cell phones



8. computers

B Ask and answer. CD1 50



What's this?
It's a cell phone.

What are these?
They're CDs.

They are = They're

C Play a game. Ask your partner. CD1
52

What's this? It's a CD .	What are these? They're pencil cases .
------------------------------------	--------------------------------------------------




D Listen and do. CD1
53



1. Point to the computer.



2. Find the video games.



3. Count the video games.



4. Count the books.

Let's Read



Phonics



A B C **D** E F G H I J K L M N O P Q R S **T** U V W X Y Z
 a b c **d** e f g h i j k l m n o p q r s **t** u v w x y z

A Listen, point, and say.

CD1
54

Dd



desk



duck



door

Tt



tiger

2

two



toys

B Listen, point, and chant.

CD1
55

The D T Phonics Chant

D d duck D d door

T t tiger T t two

D d duck D d door

Ducks and tigers at the door!




C Listen and read along.

CD1
56

At the Toy Store



Look at the toys!



They're tigers.



How many ducks?



Two ducks!

Unit 4 People at Home

Let's Talk




A Listen and say. CD1 57

Hi, Mom! This is my friend, Scott.

It's nice to meet you, Scott.

It's nice to meet you, too.




CD1
58

It's nice to meet you.
It's nice to meet you, too.

B Listen and sing. 

The Family Song

This is my mother.
Nice to meet you.
Nice to meet you, too.
This is my father.
Nice to meet you.
Nice to meet you, too.



This is my sister.
Nice to meet you.
Nice to meet you, too.
This is my brother.
Nice to meet you.
Nice to meet you, too.



C Say and act. Introduce your family.



Let's Learn



A Learn the words. CD1 60



1. grandmother



2. grandfather



3. mother



4. father



5. sister



6. brother




7. baby sister



8. baby brother

B Ask and answer. CD1 61



Who's she? She's my **grandmother**.
Who's he? He's my **grandfather**.

Who is = Who's
She is = She's
He is = He's

C Ask your partner. CD1
63




D Listen, point, and chant. CD1
64

Who's She?

Who's she?
She's Marie.
Who's he?
He's my brother, Lee.
Who's he?
He's my brother, Lou.
Who's she?
She's my sister, Sue.

Who's she?
She's my good friend, Mary.
Who's he?
He's my good friend, Harry.



Let's Learn More



A Learn the words. CD1 65



1. tall 2. short




3. young 4. old



5. pretty 6. handsome

B Make sentences. CD1 66



She's my mother. She's pretty.

C Listen, circle, and sing. CD1
68 

Is He Short? Is He Tall?

Is he short? Yes No
 Is he tall? Yes No
 Is he young? Yes No
 Is he old? Yes No



Is he your    ?



Is she tall? Yes No
 Is she short? Yes No
 Is she old? Yes No
 Is she young? Yes No

Is she your    ?

D Listen and do. CD1
69

A, B, C...



1. Say the alphabet.

1, 2, 3, 4, 5, 6, 7, 8, 9, 10



2. Count to ten.



3. Read a book.



4. Write the word.

Let's Read



Phonics



A B C D E F G H I J K L M N O P Q R S T U V W X Y Z
a b c d e f g h i j k l m n o p q r s t u v w x y z

A Listen, point, and say. CD1
70

Aa



apple



cat



cap



bag

B Put the sounds together. CD1
71

c a t

c a p

b a g

C Listen, point, and chant. CD1
72 

The A Phonics Chant

A a apple A a cat

A a tap A a pat

Cat apple apple cat

Tap an apple.

Pat a cat.



D Listen and read along.
CD1
73

Let's Go to the Park




Is this your cat?
Yes, it is.



This is my bag.
This is my cap.



Look at the apples!



Who's he?
He's my brother!

Let's Review



A Listen and check. CD1 74

1.



A

B

C

2.



A

B

C

3.

A, B, C...



A

B

C

4.

1, 2, 3...

1, 2, 3...



A

B

C


B Listen and number. CD1 75



C Play a game. Ask your partner.

He's my brother.
He's tall.

Who's he?



I Can	Unit 3	Unit 4
1. Say the words.	<input type="checkbox"/>	<input type="checkbox"/>
2. Make sentences.	<input type="checkbox"/>	<input type="checkbox"/>
3. Ask and answer.	<input type="checkbox"/>	<input type="checkbox"/>
4. Sing the songs.	<input type="checkbox"/>	<input type="checkbox"/>
5. Read the story.	<input type="checkbox"/>	<input type="checkbox"/>

Unit 5 Happy Birthday!

Let's Talk



A Listen and say. CD2 02

Happy birthday, Jenny!



How old are you?

I'm seven years old.

This is for you.

Thank you!




CD2 03

How old are you?
I'm **seven** years old.

B Listen and sing. 

The Happy Birthday Song

It's my birthday today.
 It's your birthday today.
 It's my birthday today.
 Happy birthday, Jenny!
 One, two, three, four, five,
 six, seven years old!
 Now I'm seven years old.
 Now you're seven years old.
 Now I'm seven years old.
 Happy birthday, Jenny!



C Say and act. Ask your friends.



Let's Learn



A Learn the words. CD2 05



1. a yo-yo



2. a baseball



3. a kite



4. a doll



5. a car



6. a robot



7. a bicycle



8. a jump rope




9. a puzzle



10. a bat

B Ask and answer. CD2 06




What is it?
I don't know.
It's a yo-yo.

do not = don't

C Guess. What is it?



D Listen, point, and chant.



The Yo-Yo Chant

What is it?

It's a yo-yo.

It's a little yellow yo-yo.

What is it?

It's a yo-yo.

It's a little yellow yo-yo.

Is this a yo-yo?

No, no.


Is this a yo-yo?

No, no.

Is this a yo-yo?

Yes, it is.

It's a little yellow yo-yo.



Let's Learn More



A Learn the words.

CD2
09



1. big



2. little



3. new




4. old



5. long



6. short




7. round



8. square

B Make sentences.

CD2
10



It's little.

It's a little box.

CD2
11

It's little.
It's a little box.

C Listen, point, and chant.

CD2
12

Is It a Big Box?

Is it a big box?

Yes, it is.

It's big.

It's big.

Is it a square box?

Yes, it is.

It's square.

It's square.

Is it a little box?

No, it isn't.

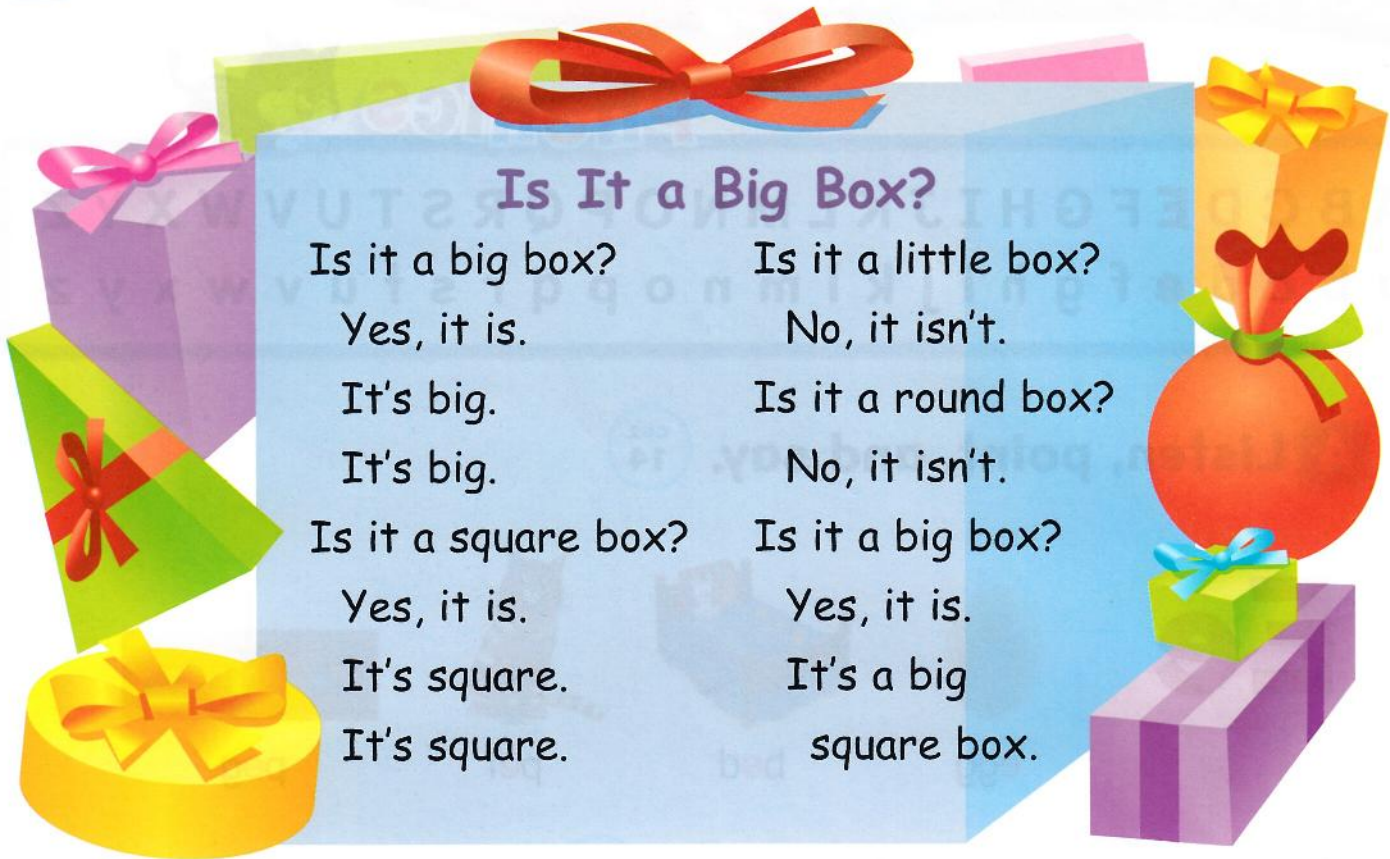
Is it a round box?

No, it isn't.

Is it a big box?

Yes, it is.

It's a big
square box.



D Listen and do.

CD2
13


1. ride a bicycle



2. jump rope



3. throw a ball



4. catch a ball

Let's Read



Phonics



A B C D **E** F G H I J K L M N O P Q R S T U V W X Y Z
 a b c d **e** f g h i j k l m n o p q r s t u v w x y z

A Listen, point, and say. CD2
14

Ee




egg



bed



pet



peg

B Put the sounds together. CD2
15

b e d

p e t

p e g

C Listen, point, and chant. CD2
16

The E Phonics Chant

E e bed E e egg

E e pet E e peg

Bed egg pet bed

A pet and an egg on the bed!



D Listen and read along.

 CD2
17

At Home



Put your coat on a peg.



This is my pet.
It's a cat.



Is this an egg?
Yes, it is.



I like eggs!


Unit 6 Outdoors

Let's Talk



A Listen and say.

CD2
18



1. sunny



2. rainy



3. windy



4. cloudy



5. snowy

CD2
19

How's the weather?
It's **sunny**.

How is = How's

B Listen, point, and sing.



How's the Weather?

How's the weather?

It's sunny.

How's the weather?

It's sunny.


How's the weather?

It's sunny. It's sunny today.

C Say and act. Talk about the weather.

How's the weather?

It's _____!



Let's Learn



A Learn the words. CD2 21



1. a flower



2. a tree



3. a cloud



4. a puddle



5. flowers



6. trees



7. clouds



8. puddles

B Ask and answer. CD2 22

How many flowers are there?

There's one flower.

How many trees are there?

There are four trees.



How many **flowers** are there?
There's **one flower**.

How many **trees** are there?
There are **four trees**.

There is = There's

C Count. Then make sentences. CD2
24

There is **one** puddle.
There are **two** clouds.



1 _____


















1

2

3

4

5

6

7

8

Let's Learn More



A Learn the words.

CD2
25



1. in



2. on




3. under



4. by


B Ask and answer.

CD2
26



Where's the bat?

It's on the table.



Where are the balls?

They're under the table.



Where's the **bat**?
It's **on** the **table**.

Where are the **balls**?
They're **under** the **table**.

Where is = Where's

C Listen, point, and sing.

CD2
28



Where Are the Bugs?

Where are the bugs?

They're on the flowers.

Where are the flowers?

They're by the tree.

Where's the tree?

It's in the puddle.

Where's the puddle?

It's under the tree.

D Listen and do.

CD2
29



1. Put the baseball on the table.



2. Put the bat by the baseball.



3. Put the baseball in the bag.



4. Put the bag under the tree.

Let's Read



Phonics



A B C D E F G H **I** J K L M N O P Q R S T U V W X Y Z
 a b c d e f g h **i** j k l m n o p q r s t u v w x y z

A Listen, point, and say.

CD2
30


Ii



igloo



bib



big



pit

B Put the sounds together.

CD2
31

b i b

b i g

p i t

C Listen, point, and chant.

CD2
32



The I Phonics Chant

I i igloo I i dig
 I i igloo I i big
 Dig big big dig
 Dig a big pit by the igloo!



D Listen and read along.
CD2
33

In the Snow



It's snowy.
Let's make an igloo.



These are big squares.
This is a big pit.



This is the baby.
This is a bib.



Let's play!

Let's Review



A Listen and check.

CD2
34

1.



A

B

C

2.



A

B

C

3.



A

B

C

4.



A

B

C

5.



A

B

C

6.



A

B

C

7.



A

B

C

8.



A

B

C

B Play a game. Make sentences.

Is it a **big robot**?
 Where's the **jump rope**?
 How many **flowers** are there?
 How's the weather? It's **sunny**.




I Can	Unit 5	Unit 6
1. Say the words.	<input type="checkbox"/>	<input type="checkbox"/>
2. Make sentences.	<input type="checkbox"/>	<input type="checkbox"/>
3. Ask and answer.	<input type="checkbox"/>	<input type="checkbox"/>
4. Sing the songs.	<input type="checkbox"/>	<input type="checkbox"/>
5. Read the story.	<input type="checkbox"/>	<input type="checkbox"/>

Unit 7 Food

Let's Talk



A Listen and say. CD2 35



CD2
36

Here you are.
Thank you.
You're welcome.


You are = You're

B Listen, point, and sing. 

I Want an Apple

Apples, apples!
Where are the apples?
I'm hungry.
I want an apple.
Apples, apples!
Where are the apples?
Here you are.

Thank you.
Thank you very much.
You're welcome.
Thank you very much.
You're welcome.
Thank you, thank you.
Thank you very much.
Thank you very much!
You're welcome!



C Say and act. Hungry or thirsty?



Let's Learn



A Learn the words. CD2 38



1. a banana




2. a soda



3. a milkshake



4. a cookie



5. a sandwich



6. a salad




7. an egg



8. an orange






B Ask and answer. CD2 39



What do you want?
I want a banana.
I want an orange.

C Ask your partner.

CD2
41

1		sandwich		soda
2		egg		salad
3		banana		orange
4		cookie		milkshake

CD2
42

What do you want?
I want a sandwich and a soda.

D Listen, circle, and sing.

CD2
43

What Do You Want?

What do you want?

I want    .

What do you want?

I want    .

What do you want?

I want    .

What do you want?

I want    .

Let's Learn More



A Learn the words. CD2 44



1. chicken



2. fish



3. pizza



4. bread



5. rice



6. milk



7. cake



8. ice cream

B Make sentences. CD2 45

I want chicken. I don't want fish.



I want fish. I don't want chicken.




I want **chicken**.
I don't want **fish**.

do not = don't

C Ask and answer. Check (✓). CD2
47

Do you want _____ ?						
						
Yes, I do.						
No, I don't.						

CD2
48



Do you want **pizza**?

Yes, I do.

No, I don't. I want **rice**.

D Listen and do. CD2
49



1. wash my hands



2. eat pizza



3. drink milk



4. brush my teeth

Let's Read



Phonics



A B C D E F G H I J K L M N O P Q R S T U V W X Y Z
a b c d e f g h i j k l m n o p q r s t u v w x y z

A Listen, point, and say.

CD2
50

O o



octopus



dot



pot



top

B Put the sounds together.

CD2
51

d o t

p o t

t o p

C Listen, point, and chant.

CD2
52

The O Phonics Chant

O o octopus O o pot

O o octopus O o top

Pot top dot pot

Octopus on top of the pot!



D Listen and read along.

 CD2
53

On the Beach



Where is the pot?
I want the pot.



Where is the top?
I want the top.



What is it? It's a dot.
Look at the dots.



This is my octopus!

Unit 8 Animals

Let's Talk



A Listen and say.

CD2
54



What's your favorite color?

Red. What about you?

I like blue.

CD2
55

What's your favorite color?

Red. What about you?

I like blue.

B Listen, point, and sing.CD2
56**What's Your Favorite Color?**

What's your favorite color, Ted?

My favorite color is red.

What's your favorite color, Jean?

My favorite color is green.

What's your favorite color, Jack?

My favorite color is black.

What's your favorite color, Sue?

My favorite color is blue.

**C Say and act. Ask your friends.**

Let's Learn



A Learn the words. CD2 57



1. a cat



2. a dog



3. a bird



4. a rabbit



5. a frog



6. cats



7. dogs



8. birds




9. rabbits








10. frogs

B Make sentences. CD2 58



There's a rabbit.
I like rabbits.

C Ask your partner. Check (✓). CD2
60

What do you like?					
					
You					
Your Partner					

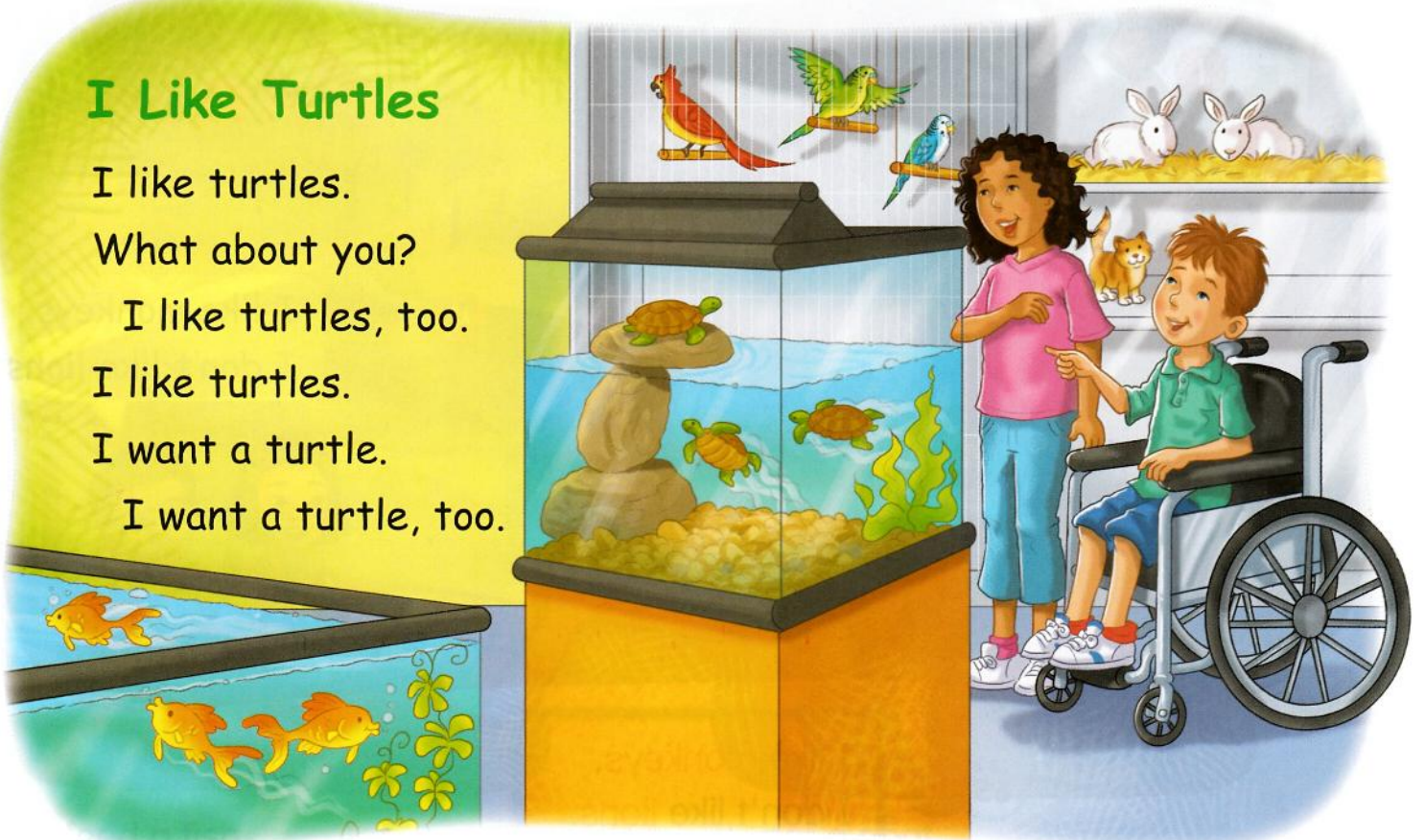


What do you like?
I like **cats**.

D Listen, point, and sing. CD2
62 

I Like Turtles

I like turtles.
What about you?
I like turtles, too.
I like turtles.
I want a turtle.
I want a turtle, too.



Let's Learn More



A Learn the words. CD2 63



1. a monkey



2. a lion



3. a bear



4. a giraffe



5. an elephant



6. monkeys



7. lions



8. bears



9. giraffes



10. elephants

B Make sentences. CD2 64



CD2 65

I like **monkeys**.
I don't like **lions**.

C Listen, point, and chant.

CD2
66

Do You Like Cats?



Do you like cats?

Yes, I do.

Do you like dogs?

Yes, I do.

Do you like spiders?

No, I don't.

I don't like spiders!

Do you like birds?

Yes, I do.

Do you like rabbits?

Yes, I do.

Do you like frogs?

No, I don't.

I don't like frogs!




D Listen and do.

CD2
67

1. hear a lion



2. see a rabbit



3. feed a fish



4. pet a goat

Let's Read



Phonics



A B C D E F G H I J K L M N O P Q R S T U V W X Y Z
a b c d e f g h i j k l m n o p q r s t u v w x y z

A Listen, point, and say. CD2
68

Uu



umbrella



tub



bug



cup

B Put the sounds together. CD2
69

t u b

b u g

c u p

C Listen, point, and chant. CD2
70 

The U Phonics Chant

U u umbrella U u cup

U u umbrella U u tub

Bug cup bug tub

Bug on an umbrella in the tub!



D Listen and read along.

CD2
71

On the Playground



Oh, no!
Where is my bug?



Is it on the umbrella?
No, it isn't.



Is it under the tub?
No, it isn't.



There it is. It's on the
cup. I like bugs!

Let's Review



A Play a game.
Make sentences.


I like _____.

I want a _____.


End



I want a turtle.




Start





I like fish.

I want a cat.



I like bananas.



I Can

Unit 7

Unit 8

- 1. Say the words.
- 2. Make sentences.
- 3. Ask and answer.
- 4. Sing the songs.
- 5. Read the story.

<input type="checkbox"/>
<input type="checkbox"/>
<input type="checkbox"/>
<input type="checkbox"/>
<input type="checkbox"/>

<input type="checkbox"/>
<input type="checkbox"/>
<input type="checkbox"/>
<input type="checkbox"/>
<input type="checkbox"/>

Let's Go 1 Syllabus

Let's Remember

Alphabet Aa-Zz
Numbers 1-10

Language: What can you do? I can walk.
I can run. I can jump. I can dance.

Unit 1 Things for School

Let's Talk	Let's Learn	Let's Learn More	Let's Read
<p>Conversation: What's your name? My name is Kate.</p> <p>Song: The Hello Song</p>	<p>School Supplies: a pencil, a pen, a bag, a book, a desk, a chair, a ruler, an eraser</p> <p>Language: What's this? It's a pencil/an eraser.</p> <p>Chant: What's This? It's a Book.</p>	<p>Classroom Objects: a map, a marker, a globe, a table, a board, a wastebasket, a poster, a crayon</p> <p>Language: This is a map. Is this a poster? Yes, it is. No, it isn't.</p> <p>Listen and do: take out, open, close, put away</p>	<p>Phonics</p> <p>Bb bird, ball, boy</p> <p>Pp peach, pencil, pink</p> <p>The BP Phonics Chant</p> <p>Story: At the Park</p>

Unit 2 Colors and Shapes

Let's Talk	Let's Learn	Let's Learn More	Let's Read
<p>Conversation: How are you? I'm fine. Thank you.</p> <p>Song: Hi! How are you?</p>	<p>Colors: yellow, blue, red, green, purple, orange, brown, pink, black, white</p> <p>Language: What color is this? It's orange. This is a pencil. It's yellow and pink.</p> <p>Song: The Black Cat Song</p>	<p>Shapes: a triangle, a square, a circle, a star, a diamond, a heart, an oval, a rectangle</p> <p>Language: This is a star. It's blue. It's a blue star. Is this a red square? Yes, it is. No, it isn't.</p> <p>Listen and do: pick up, draw</p>	<p>Phonics</p> <p>Cc cat, coat, cow</p> <p>Gg girl, gate, goat</p> <p>The CG Phonics Chant</p> <p>Story: On the Farm</p>

Let's Review Units 1 and 2

Unit 3 At the Store

Let's Talk	Let's Learn	Let's Learn More	Let's Read
<p>Conversation: This is my friend, Sarah. Hello, Sarah.</p> <p>Song: This Is My Friend</p>	<p>Writing Supplies: a crayon, a marker, a notebook, a pencil case, crayons, markers, notebooks, pencil cases</p> <p>Language: How many crayons? Three crayons.</p> <p>Song: How Many?</p>	<p>Electronics: a CD, a video game, a cell phone, a computer, CDs, video games, cell phones, computers</p> <p>Language: What's this? It's a cell phone. What are these? They're CDs.</p> <p>Listen and do: point to, find, count</p>	<p>Phonics</p> <p>Dd desk, duck, door</p> <p>Tt tiger, two, toys</p> <p>The DT Phonics Chant</p> <p>Story: At the Toy Store</p>

Unit 4 People at Home

Let's Talk	Let's Learn	Let's Learn More	Let's Read
<p>Conversation: It's nice to meet you, Scott. It's nice to meet you, too.</p> <p>Song: The Family Song</p>	<p>Family Words: grandmother, grandfather, mother, father, sister, brother, baby sister, baby brother</p> <p>Language: Who's she/he? She's my grandmother. He's my grandfather.</p> <p>Chant: Who's She?</p>	<p>Describing People: tall, short, young, old, pretty, handsome</p> <p>Language: She's my mother. She's pretty.</p> <p>Song: Is He Short? Is He Tall?</p> <p>Listen and do: say, count, read, write</p>	<p>Phonics</p> <p>Aa apple, cat, cap, bag</p> <p>The A Phonics Chant</p> <p>Story: Let's Go to the Park</p>

Let's Review Units 3 and 4



Unit 5 Happy Birthday!

Let's Talk	Let's Learn	Let's Learn More	Let's Read
<p>Conversation: Happy Birthday, Jenny! How old are you? I'm seven years old. This is for you. Thank you.</p> <p>Song: The Happy Birthday Song</p>	<p>Toys: a yo-yo, a baseball, a kite, a doll, a car, a robot, a bicycle, a jump rope, a puzzle, a bat</p> <p>Language: What is it? I don't know. It's a yo-yo.</p> <p>Chant: The Yo-Yo Chant</p>	<p>Describing Things: big, little, new, old, long, short, round, square</p> <p>Language: It's little. It's a little box.</p> <p>Chant: Is It a Big Box?</p> <p>Listen and do: ride, jump, throw, catch</p>	<p>Phonics</p> <p>Ee egg, bed, pet, peg</p> <p>The E Phonics Chant</p> <p>Story: At Home</p>

Unit 6 Outdoors

Let's Talk	Let's Learn	Let's Learn More	Let's Read
<p>Conversation: How's the weather? It's sunny.</p> <p>Weather: sunny, rainy, windy, cloudy, snowy</p> <p>Song: How's the Weather?</p>	<p>Nature: a flower, a tree, a cloud, a puddle, flowers, trees, clouds, puddles</p> <p>Language: How many flowers/trees are there? There is one flower. There are four trees.</p>	<p>Location Words: in, on, under, by</p> <p>Language: Where's the bat? It's on the table. Where are the balls? They're under the table.</p> <p>Song: Where Are The Bugs?</p> <p>Listen and do: put on, put by, put in, put under</p>	<p>Phonics</p> <p>Ii igloo, bib, big, pit</p> <p>The I Phonics Chant</p> <p>Story: In the Snow</p>

Let's Review Units 5 and 6

Unit 7 Food

Let's Talk	Let's Learn	Let's Learn More	Let's Read
<p>Conversation: I'm hungry. I want an apple. I'm thirsty. I want juice. Here you are. Thank you. You're welcome.</p> <p>Song: I Want an Apple</p>	<p>Foods: a banana, a soda, a milkshake, a cookie, a sandwich, a salad, an egg, an orange</p> <p>Language: What do you want? I want a banana.</p> <p>Song: What Do You Want?</p>	<p>More Foods: chicken, fish, pizza, bread, rice, milk, cake, ice cream</p> <p>Language: I want chicken. I don't want fish. Do you want pizza? Yes, I do. No, I don't.</p> <p>Listen and do: wash, eat, drink, brush</p>	<p>Phonics</p> <p>Oo octopus, dot, pot, top</p> <p>The O Phonics Chant</p> <p>Story: On the Beach</p>

Unit 8 Animals

Let's Talk	Let's Learn	Let's Learn More	Let's Read
<p>Conversation: What's your favorite color? Red. What about you? I like blue.</p> <p>Song: What's Your Favorite Color?</p>	<p>Pets: a cat, a dog, a bird, a rabbit, a frog, cats, dogs, birds, rabbits, frogs</p> <p>Language: There's a rabbit. I like rabbits. What do you like?</p> <p>Song: I Like Turtles</p>	<p>Zoo Animals: a monkey, a lion, a bear, a giraffe, an elephant, monkeys, lions, bears, giraffes, elephants</p> <p>Language: I like monkeys. I don't like lions.</p> <p>Listen and do: hear, see, feed, pet</p>	<p>Phonics</p> <p>Uu umbrella, tub, bug, cup</p> <p>The U Phonics Chant</p> <p>Story: On the Playground</p>

Let's Review Units 7 and 8

Word List

A	D	I	pencil case24	thirsty58
about66	dance3	ice cream62	pet46	this6
am4	desk6	igloo54	pick up17	three (3)3
and15	diamond16	in52	pink10	throw45
apple36	dig54	is4	pit54	tiger28
are12	do3	it6	pizza62	to27
B	dog68	J	poster8	too30
baby32	doll42	juice58	pot64	top64
bag6	door28	jump rope42	pretty34	toys28
ball10	dot64	K	puddle50	tree50
banana60	draw17	kite42	purple14	triangle16
baseball42	drink63	know42	put47	tub72
bat42	duck28	L	put away9	turtle69
bear70	E	let's55	puzzle42	two (2)3
bed46	eat63	like47	R	U
bib54	egg46	lion70	rabbit68	umbrella72
bicycle42	eight (8)3	little44	rainy48	under52
big44	elephant70	long44	read35	V
bird10	eraser6	look29	rectangle16	video game26
birthday40	F	M	red14	W
black14	father32	make55	rice62	walk3
blue14	favorite66	many24	ride45	want58
board8	feed71	map8	robot42	wash63
book6	find27	marker8	round44	wastebasket8
box44	fine12	meet30	ruler6	weather48
boy10	fish62	milk62	run3	welcome58
bread62	five (5)3	milkshake60	S	what3
brother32	flower50	monkey70	salad60	where52
brown14	four (4)3	mother32	sandwich60	white14
brush63	friend22	my4	say the	who32
bug72	frog68	N	alphabet35	windy48
by52	G	name4	see71	word35
C	gate18	new44	seven (7)3	write35
cake62	giraffe70	nice30	she32	Y
can3	girl18	nine (9)3	short34	years40
cap36	globe8	no9	sister32	yellow14
car42	goat18	not42	six (6)3	yes9
cat18	grandfather32	notebook24	snow55	yo-yo42
catch45	grandmother32	O	snowy48	you3
CD26	green14	octopus64	soda60	young34
cell phone26	H	old34	square16	your4
chair6	hands63	on52	star16	
chicken62	handsome34	one (1)3	sunny48	
circle16	happy40	open9	T	
close9	he32	orange14	table8	
cloud50	hear71	oval16	take out9	
cloudy48	heart16	P	tall34	
coat18	hello4	pat36	tap36	
color14	here58	peach10	teeth63	
computer26	hi12	peg46	ten (10)3	
cookie60	how12	pen6	thank you12	
count27	hungry58	pencil6	there50	
cow18			these26	
crayon8			they26	
cup72				